



US006475198B1

(12) **United States Patent**
Lipman et al.

(10) **Patent No.:** **US 6,475,198 B1**
(45) **Date of Patent:** **Nov. 5, 2002**

- (54) **FEMININE URINARY DEVICE**
- (76) Inventors: **Vivian Lipman**, 5050 Woodway - #6J, Houston, TX (US) 77056; **Joyce Nimetz**, 5638 Jason, Houston, TX (US) 77096
- (*) Notice: Subject to any disclaimer, the term of this patent is extended or adjusted under 35 U.S.C. 154(b) by 0 days.

4,857,064 A	*	8/1989	Mendoza	604/347
4,937,890 A	*	7/1990	Tafur	4/144.4
5,091,998 A	*	3/1992	Irazabal	4/144.1
5,261,531 A		11/1993	Nieves	206/205
H1363 H		10/1994	Leeker	206/440
5,401,263 A		3/1995	Cornellier	604/329
5,408,703 A	*	4/1995	Cicio	4/144.2
5,687,429 A	*	11/1997	Rahlff	4/144.4
5,966,748 A	*	10/1999	Young et al.	4/144.4
5,991,932 A	*	11/1999	Wagner	4/144.4
6,123,691 A	*	9/2000	Karavani et al.	604/329

- (21) Appl. No.: **09/694,596**
- (22) Filed: **Oct. 23, 2000**
- (51) **Int. Cl.**⁷ **A47K 11/02**; A61F 5/44; A61F 13/15; A61B 5/00
- (52) **U.S. Cl.** **604/329**; 4/144.4; 4/144.1; 4/144.3; 600/574; 604/358
- (58) **Field of Search** 604/385.02, 385.01, 604/329, 327; 4/144.1-144.4; 600/574
- (56) **References Cited**

U.S. PATENT DOCUMENTS

3,832,738 A	9/1974	Kliermann	4/110
4,309,782 A	1/1982	Paulin	4/661
4,553,969 A	11/1985	Taylor	604/355
4,608,046 A	* 8/1986	Towfigh	604/329
4,681,573 A	* 7/1987	McGovern et al.	604/329
4,756,029 A	* 7/1988	Zieve et al.	4/144.4

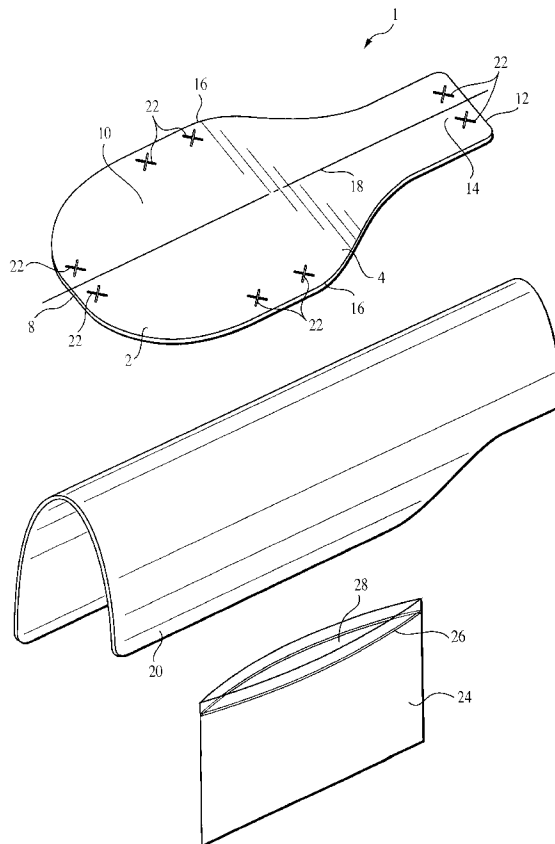
* cited by examiner

Primary Examiner—Dennis Ruhl
Assistant Examiner—Jacqueline F Stephens
(74) *Attorney, Agent, or Firm*—Larry J. Guffey

(57) **ABSTRACT**

A feminine urinary device is disclosed. It comprises an elongated, thin, water resistant sheet having a front and a portion. The size and shape of these are such as to allow a user to place the rear portion between her legs while grasping the edges of the front portion so as to turn these edges upward so as to form a trough for directing the direction of discharge of her urine. A tissue and water impermeable envelope for storing the device are also provided. The device allows a female to comfortably urinate while standing, thereby eliminating the problems associated unsanitary or unavailable restroom facilities.

4 Claims, 3 Drawing Sheets



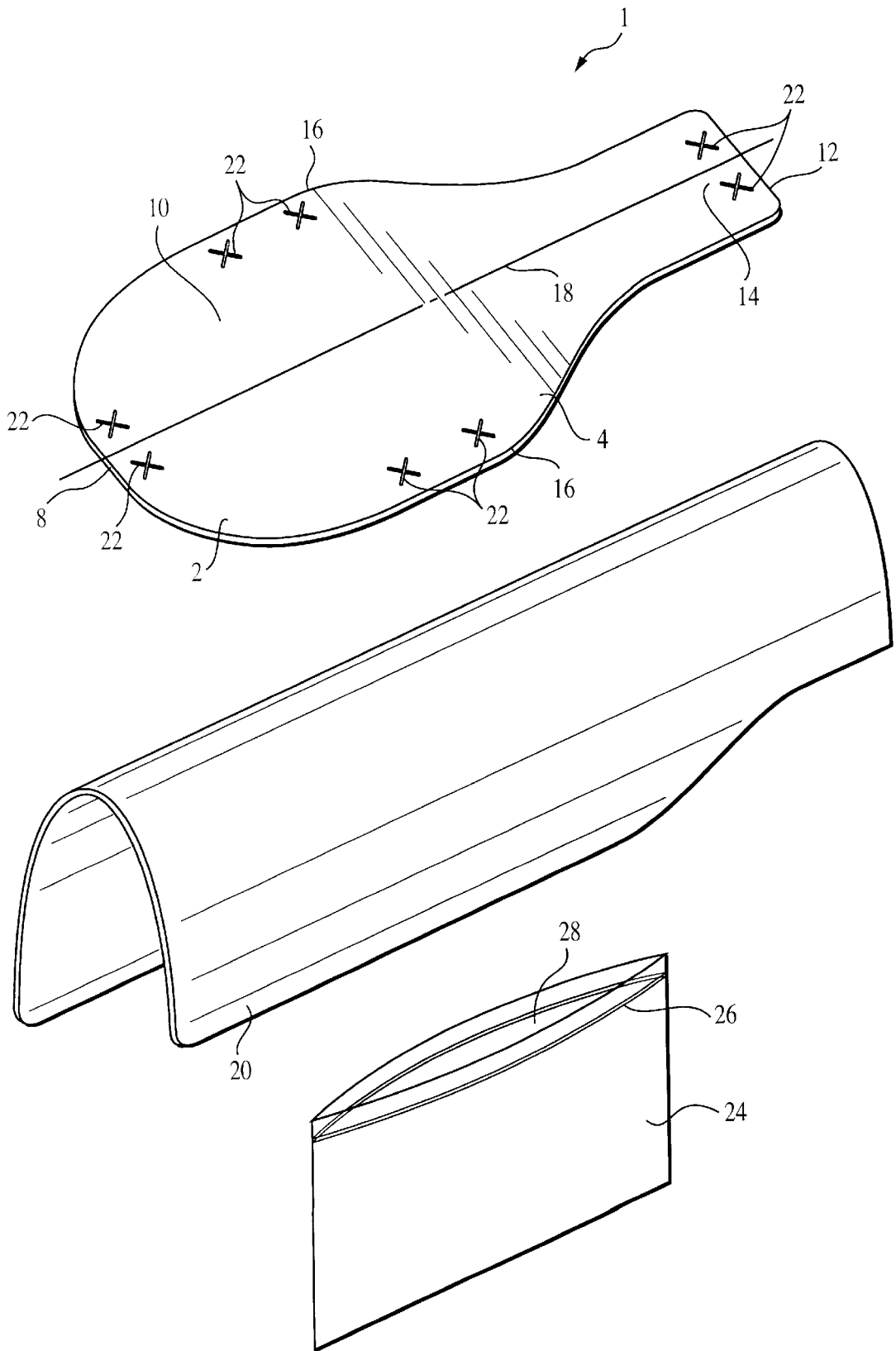


FIG. 1

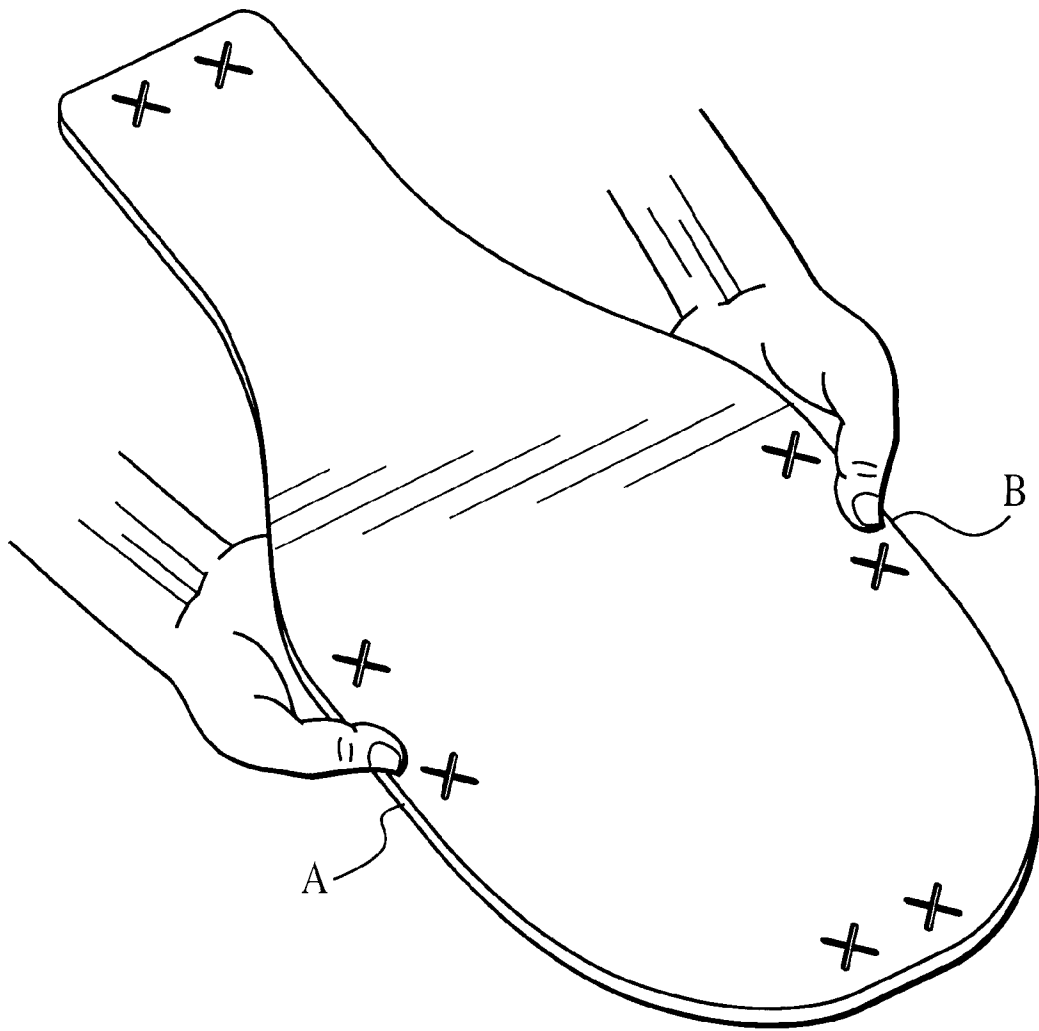


FIG. 2

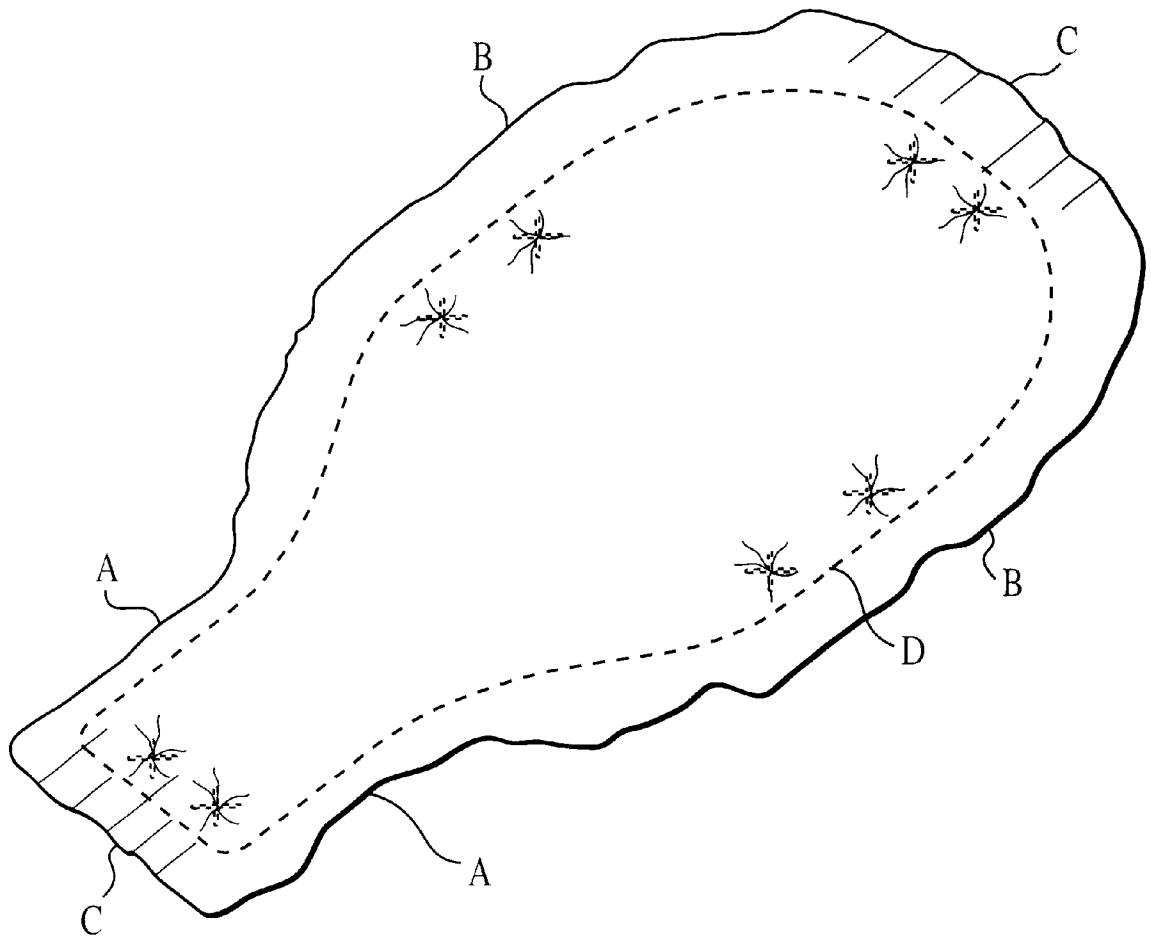


FIG. 3

1

FEMININE URINARY DEVICE

BACKGROUND OF THE INVENTION

1. Field of the Invention

The present invention generally relates to a means for collecting bodily waste materials. More particularly, this invention relates to a feminine urinary device that allows a human female to comfortably urinate while standing.

2. Description of the Related Art

There are many instances in which sanitary facilities for female urination are unavailable in the sense of being either unsanitary, overcrowded or completely lacking. For example, at public events such as concerts or sporting events, the facilities provided often have less than desired cleanliness or availability. When camping or hiking, for example, facilities are often completely lacking.

Although this problem appears to be widely recognized, there have been few patents issued which seek to provide a means for resolving the problem. The exception appearing to be U.S. Pat. No. 5,401,263. It discloses a feminine urinary aid package that includes a closed flat enclosure that is constructed to be opened by a user. This package includes a one piece body having a pair of side portions and a triangular end portion that is integrally joined to the side portions. When opened, it imparts an open V-shaped cross section that aids a user in directing one's path of urination.

Despite the apparent limited prior art, there exists a continuing need for an improved means for allowing a human female to comfortably urinate while standing.

SUMMARY OF THE INVENTION

One embodiment of a feminine urinary device in accordance with the present invention includes an elongated, thin, water resistant sheet having a front and a portion. The size and shape of these are such as to allow a user to place the rear portion between her legs while grasping the edges of the front portion so as to turn these edges upward so as to form a trough for directing the direction of discharge of her urine. A tissue and water impermeable envelope for storing the device are also provided.

Thus, there has been summarized above, rather broadly, the more important features of the present invention in order that the detailed description that follows may be better understood and appreciated. There are, of course, additional features of the invention that will be described hereinafter and which will form the subject matter of the claims appended thereto.

In this respect, before explaining at least one embodiment of the present invention in detail, it is to be understood that the invention is not limited in its application to the details of the embodiments set forth in the following description or illustrated in the drawings. The invention is capable of other embodiments and of being practiced and carried out in various ways. Also, it is to be understood that the phraseology and terminology employed herein are for the purpose of description and should not be regarded as limiting.

As such, those skilled in the art will appreciate that the conception, upon which this disclosure is based, may readily be utilized as a basis for the designing of other devices and methods for carrying out the several purposes of the present invention. It is important, therefore, that the claims be regarded as including such equivalent constructions insofar as they do not depart from the spirit and scope of the present invention.

2

It is therefore an object of the present invention to provide a new and improved, feminine urinary device that allows a female to comfortably urinate while standing.

It is another object of the present invention to provide a feminine device that will aid a female in performing excremental body functions while standing.

It is yet another object of the present invention to provide a feminine device that will aid a female in performing excremental body functions without soiling her clothes when restroom facilities are unsanitary or unavailable.

It is a further object of the present invention to provide a feminine urinary aid package that may be readily sold in quantity in a box or individually, or in a dispensing machine, and is particularly well suited for transport in a purse, back-pack or the like.

It is a still further object of the present invention to provide a reusable, feminine urinary device.

These and other objects and advantages of the present invention will become readily apparent as the invention is better understood by reference to the accompanying drawings and the detailed description that follows.

BRIEF DESCRIPTION OF THE DRAWINGS

FIG. 1 is a perspective view of a preferred embodiment of the present invention.

FIG. 2 is a top view of the present invention illustrating how a user holds the sheet during use.

FIG. 3 is a top view of the present invention illustrating the use of a disposable tissue placed on the device's top surface.

DESCRIPTION OF THE PREFERRED EMBODIMENT

Referring now to the drawings wherein are shown preferred embodiments and wherein like reference numerals designate like elements throughout, there is shown in FIG. 1 a top view of an embodiment of the present invention in the form of a feminine urinary device.

In this embodiment, the feminine urinary device 1 consists of an elongated, thin, water resistant sheet 2 having a top 4 and a bottom 6 surface, a front end 8 adjoining a front portion 10, a rear end 12 adjoining a rear portion 14, and side edges 16 with a centerline 18 extending between the ends.

The size and shape of the rear portion 14 of the sheet 2 are configured so as to allow a user to comfortably place and hold, in essentially a horizontal plane, the rear portion 14 of the sheet 2 between the user's legs when it is being used. Meanwhile, the side edges 16 of the front portion 10 of the sheet 2 are flared outward from the centerline 18 so as to allow a user to hold with her hands the edges 16 of the front portion 10 of the sheet 2 at a safe distance from the sheet's centerline 18 so that a user's hands are not at risk of being soiled when the device 1 is being used. This additional width of the front portion 10 of the sheet 2 also allows a user, when using the device, to turn upward the portion of the sheet proximate the front portion edges 16 so as to form a trough for directing the direction of discharge of a user's excrements. See FIG. 2.

For cleanliness purposes and to aid in cleaning the device 1 after its use, a biodegradable tissue 20 is provided for placement on the top surface of the sheet 2 when it is in use. To secure this tissue 20 in place on the sheet 2, the sheet 2 is provided with a number of slots 22 into which portions of the tissue 20 are fitted. FIG. 3 shows this tissue 20 in use.

In order to comfortably store the sheet **2** when it is being transported, a water impermeable, flat envelope **24** is provided. The configuration and shape of this envelope is such as to easily accommodate the sheet when it has been tightly rolled along its centerline. For an adult-size sheet **2**, a rectangular envelope of approximately 4.0x7.0 inches or 7.0x8.0 inches is seen to be suitable. A zip-lock tap **26** surrounding the envelope's opening **28** provides a convenient means for sealing the envelope **24**.

For the embodiment shown in FIG. **1**, the sheet **2**, in a size suitable for use by an adult female, is seen to have a rear portion **14** that is approximately 2.5 to 3.5 inches wide and 2.5 to 3.5 inches in length. The front portion **10** of the sheet is seen to take an approximately elliptical shape, with a major axis, along the sheet's centerline, that is approximately 7.5 to 9.0 inches and a minor axis, across the width of the sheet, that is approximately 6.0 to 9.0 inches in length. From the sheet's front **8** to its rear **12** end, it has an overall length of approximately 10.5 to 12.5 inches.

For a sheet of this size, its accompanying a biodegradable tissue **20** would typically have a size of approximately 13 inches wide by 17 inches in length.

A total of eight slots are provided in the sheet **2**, with a pair of such slots being located proximate the front and rear ends, and proximate either edge of the front portion of the sheet. The individual slots are configured in an X-shape so as to make it easy to stuff and hold a portion of the tissue **20** in the slots.

A large number of materials are suitable from which to construct the sheet **2** of the present invention. For example, a sheet of approximately 1/32 to 1/4 inch thickness and made from a type of foamed plastic material and having a smooth, soft, water and odor impermeable outer surfaces, has been shown to be quite satisfactory for the purposes of the present invention. This material is quite flexible, and can be easily and tightly rolled so as to form a minimum volume sheet for storage when not in use, but it will quickly regain its essentially flat shape after storage for extended periods of time. Such a material is available from many manufacturers, including F. W. Kraemer, Remscheid, Germany.

For reuse, the sheet **2** is easily cleaned by a citrus-scented, water-based mixture of a washing soap (e.g., Arm & Hammer) and vinegar (e.g., to one gallon of water, add one cup of both soap and vinegar and one ounce of a citrus oil).

It should be noted that, in addition to urinary purposes, the present invention is seen to also be of assistance to one who wishes to perform a bowel movement while standing with attention being given to exactly where the user's discharge is directed.

To use the present invention, a user removes the sheet and tissue from its storage envelope. Portions of the tissue are

pushed into the sheet's slots so as to hold the tissue in place on the sheet's top surface. Grasping and turning upward the sheet's outer edges, a trough is formed for directing a user's discharge. After use, the tissue is disposed of and the sheet wiped dry, rolled-up and returned to its storage envelope. At a convenient, later time, the sheet is washed and stored, along with a new tissue, in its storage envelope for later use.

Although the foregoing disclosure relates to preferred embodiments of the invention, it is understood that these details have been given for the purposes of clarification only. Various changes and modifications of the invention will be apparent, to one having ordinary skill in the art, without departing from the spirit and scope of the invention as hereinafter set forth in the claims.

We claim:

1. A feminine urinary device comprising:

an elongated, thin, water resistant sheet having a top and a bottom surface, a front end adjoining a front portion, a rear end adjoining a rear portion, and side edges with a centerline extending between said ends,

wherein the size and shape of said rear portion of said sheet being such as to allow a user to place said rear portion between said user's legs when said device is used and said rear portion of said top surface is held in a generally horizontal plane,

wherein said side edges of said front portion are outward from said centerline so as to allow a user to hold with her hands said front portion, side edges and have the user's hands be a distance from said centerline that is at least as great as the distance from said centerline to said side edges for said rear portion of said sheet, and the size and the shape of said front portion of said sheet being flexible as to allow a user when using said device to turn upward said front portion side edges so as to form a trough for directing the direction of discharge of said user's excrements.

2. A feminine urinary device as recited in claim 1, further comprising:

a water impermeable, flat envelope constructed to be opened by said user for storing said sheet when not in use.

3. A feminine urinary device as recited in claim 1, wherein said sheet having a thickness in the range of 1/32 to 1/4 inches and is made from a foamed plastic material.

4. A feminine urinary device as recited in claim 2, wherein said sheet having a thickness in the range of 1/32 to 1/4 inches and is made from a foamed plastic material.

* * * * *

UNITED STATES PATENT AND TRADEMARK OFFICE
CERTIFICATE OF CORRECTION

PATENT NO. : 6,475,198 B1
DATED : November 5, 2002
INVENTOR(S) : Vivian Lipman and Joyce Nimetz

Page 1 of 1

It is certified that error appears in the above-identified patent and that said Letters Patent is hereby corrected as shown below:


Column 4,

Line 17, should read:

1. A feminine urinary device comprising:
an elongated, thin, water resistant sheet having a top and a bottom surface, a front end adjoining a front portion, a rear end adjoining a rear portion, and side edges with a centerline extending between said ends,
wherein the size and shape of said rear portion of said sheet being such as to allow a user to place said rear portion between said user's legs when said device is used and said top surface is held in a generally horizontal plane,
wherein said side edges of said front portion are flared outward from said centerline so as to allow a user to hold with her hands said front portion, side edges and have the user's hands be a distance from said centerline that is at least as great as the distance from said centerline to said side edges for said rear portion of said sheet, and the size and the shape of said front portion of said sheet being such as to allow a user when using said device to turn upward said front portion side edges so as to form a trough for directing the direction of discharge of said user's excrements,
a biodegradable tissue for placement on said sheet top surface when said sheet is in use,
wherein said sheet further having a plurality of slots therein and into which portions of said tissue are placed so as to secure the placement of said tissue to said sheet top surface.

Signed and Sealed this

Fourth Day of November, 2003



JAMES E. ROGAN
Director of the United States Patent and Trademark Office